

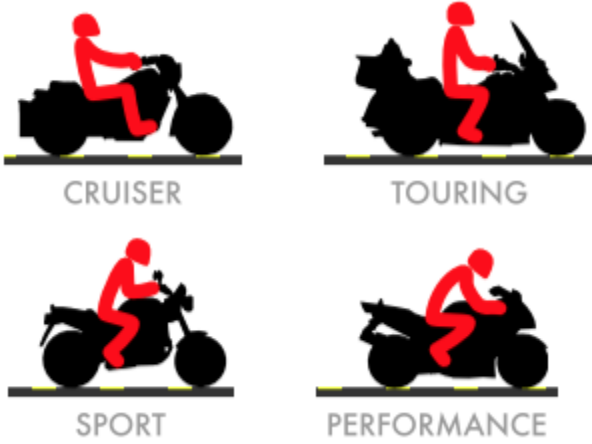
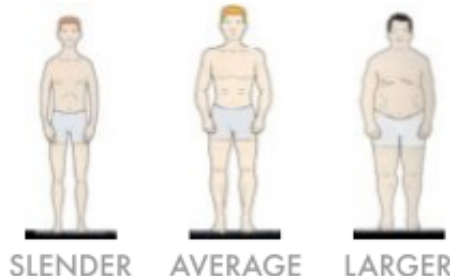
## MEASUREMENT INSTRUCTIONS: Made-to-Measure R-3 One Piece Suit

1. **Do not measure yourself.** Have someone measure you, while you are standing normally, with your arms loosely at your sides.
2. **Measure with your usual street clothes on,** according to the diagrams on the following pages. Fill in measurements in the provided boxes on the following pages.
3. **Use a cloth measuring tape. These are available at local fabric stores, or contact us and we will send you one.** Alternatively, use a length of non-stretchy clothesline, parachute cord or string, then transfer the measured lengths to a yardstick or tape measure.
4. **Email the completed form to [service@aerostich.com](mailto:service@aerostich.com)** or mail to: 8 S. 18th Ave. W., Duluth, MN 55806.

**If you have questions, please contact us at (800) 222-1994 or (218) 722-1927.**

### About You:

Date: \_\_\_ / \_\_\_ / \_\_\_

Name:	Email:	
Phone:	___ Male ___ Female	Age:
Height:	Weight:	
Primary Bike Riding Position (circle one):  <p>CRUISER      TOURING</p> <p>SPORT      PERFORMANCE</p>	General Body Shape (circle one):  <p>SLENDER      AVERAGE      LARGER</p>	
Primary Riding Interests ( <i>roadracing, ADV, commuting, etc</i> ):	Body Shape Comments ( <i>athletic build, longer neck, etc</i> ):	

**IMPORTANT NOTE!** Your suit will not fit correctly if you do not measure according to the diagrams and instructions outlined in this guide, or if inaccurate measurements are provided. Custom suits are non-returnable. Take your time when measuring. Double check measurements.

## About You (continued...)

### What type of clothing do you plan to wear under your suit?

Select all that apply.

- Street Clothing
- Base Layers + Street Clothing
- Electric Vest Liner
- Fleece Jacket/Pants
- Down Jacket/Bulky Layers

### How do you like your motorcycle gear to fit?

Choose one.

- Snug/Tight
- Form Fitting
- Loose/Baggy

### Do you plan to use extra armor with your suit?

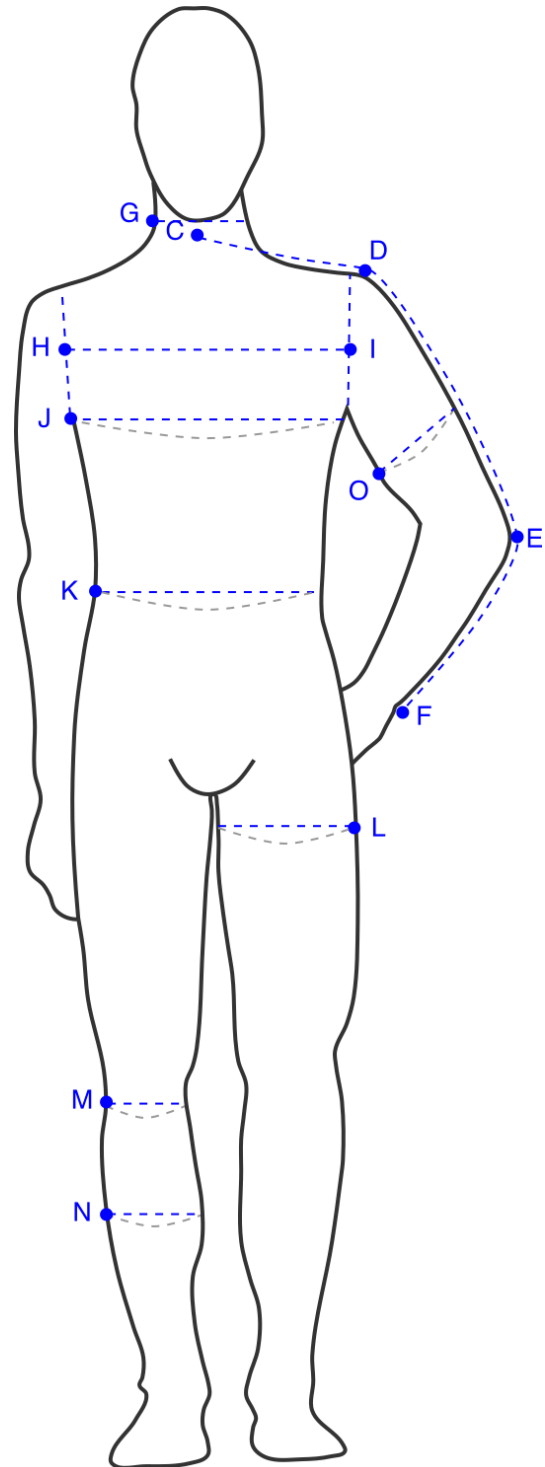
Select all that apply.

- Chest Armor
- Back Armor
- Hip Armor
- Airbag Vest
- Shin Guards
- Motocross Boots
- Other: \_\_\_\_\_

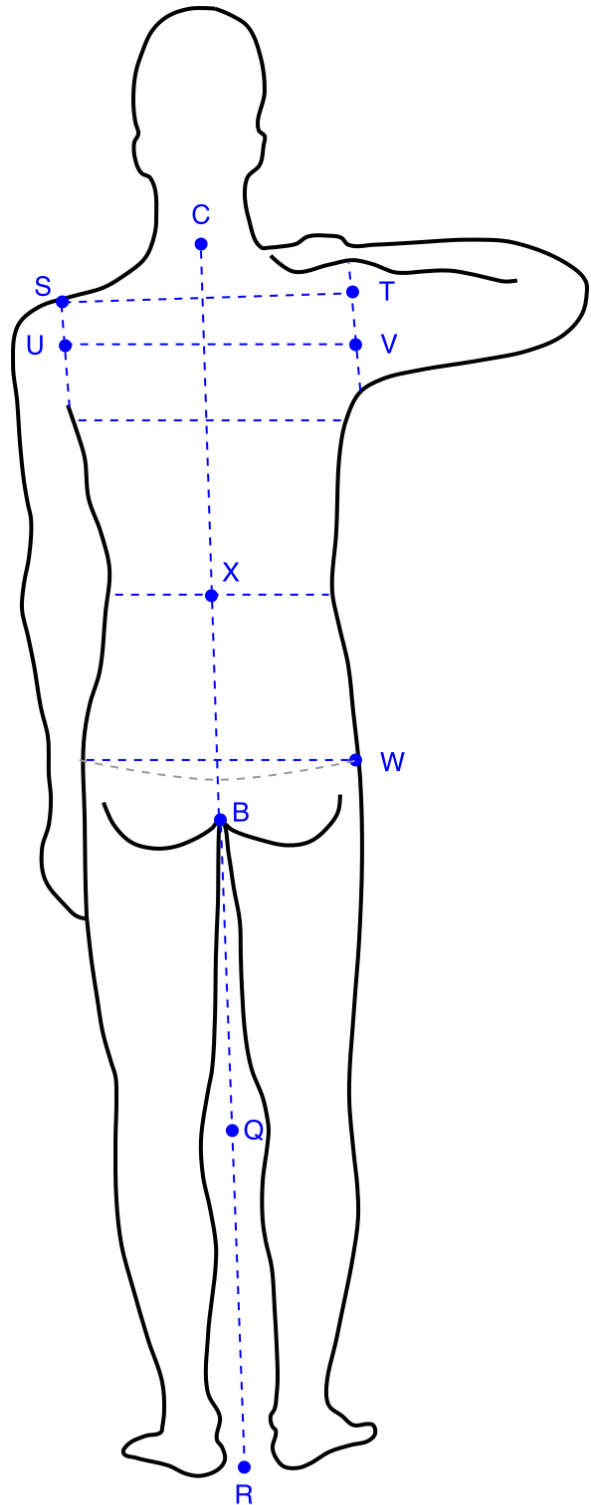
### Other Information:

What else would you like us to know?

**IMPORTANT NOTE!** Your suit will not fit correctly if measurements are not taken according to the diagrams and instructions in this guide, or if inaccurate measurements are provided. Custom suits are non-returnable. Take your time when measuring. Double check measurements.

**NECK:** \_\_\_\_\_Measure neck circumference of **G** at middle of the neck.**CROSS FRONT:** \_\_\_\_\_Measure from point **H** to point **I**.**CHEST:** \_\_\_\_\_Measure circumference of **J**.**WAIST:** \_\_\_\_\_Measure circumference of **K**.**THIGH:** \_\_\_\_\_Measure circumference of **L**.**KNEE:** \_\_\_\_\_Measure circumference of **M**.**CALF:** \_\_\_\_\_Measure circumference of **N**.**BICEP:** \_\_\_\_\_Measure circumference of **O**.**BACK SLEEVE LENGTH:** \_\_\_\_\_Measure from point **C** to point **F**.**SHOULDER TO ELBOW:** \_\_\_\_\_Measure from point **D** to point **E**.**ELBOW TO WRIST:** \_\_\_\_\_Measure from point **E** to point **F**.**FRONT VIEW**

**IMPORTANT NOTE!** Your suit will not fit correctly if measurements are not taken according to the diagrams and instructions in this guide, or if inaccurate measurements are provided. Custom suits are non-returnable. Take your time when measuring. Double check measurements.

**CROSS SHOULDER (BACK):** \_\_\_\_\_Measure from point **S** to point **T**.**CROSS BACK:** \_\_\_\_\_Measure from point **U** to point **V**.**SEAT/HIP:** \_\_\_\_\_Measure circumference of **W**.**INSEAM:** \_\_\_\_\_Measure from point **B** to point **R**.**CROTCH TO KNEE:** \_\_\_\_\_Measure from point **B** to point **Q**.**KNEE TO HEM:** \_\_\_\_\_Measure from point **Q** to point **R**.**BACK WAIST LENGTH:** \_\_\_\_\_Measure from point **C** to point **X**.**BACK VIEW**

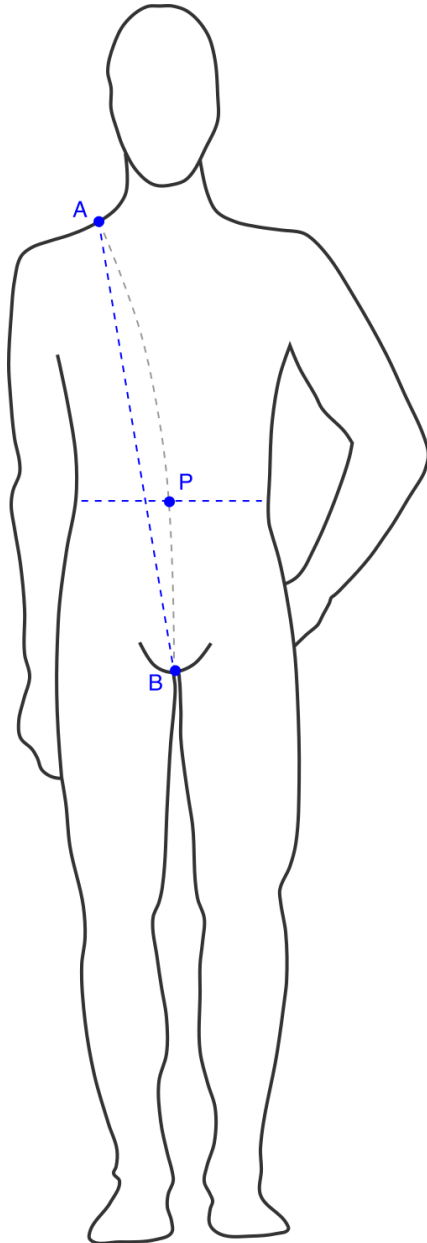
**IMPORTANT NOTE!** Your suit will not fit correctly if measurements are not taken according to the diagrams and instructions in this guide, or if inaccurate measurements are provided. Custom suits are non-returnable. Take your time when measuring. Double check measurements.

**GIRTH: \_\_\_\_\_**

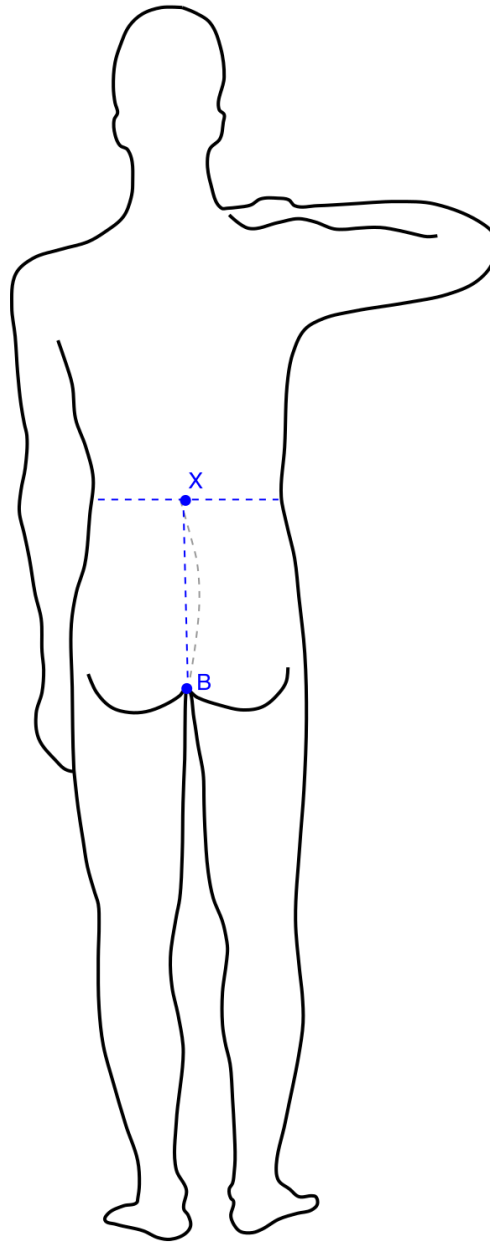
Measure circumference starting from top of shoulder (point A) down the front of the body to point B, then up the back of the back to point A again.

**TOTAL RISE: \_\_\_\_\_**

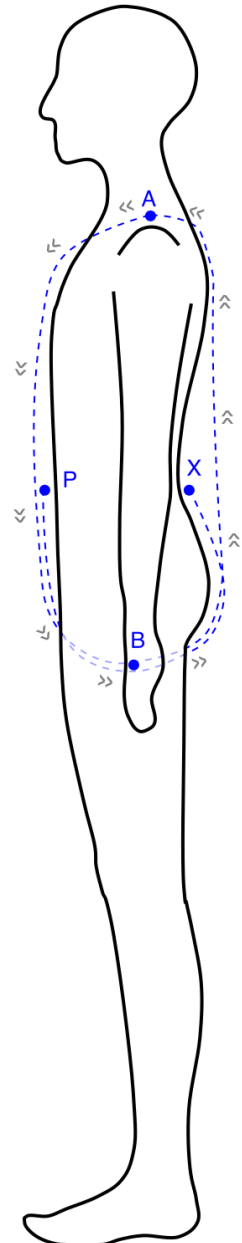
Measure from front natural waist point P down the front of the body through point B, around the back of the body and up to point X.



**FRONT VIEW**



**BACK VIEW**



**SIDE VIEW**

**IMPORTANT NOTE!** Your suit will not fit correctly if measurements are not taken according to the diagrams and instructions in this guide, or if inaccurate measurements are provided. Custom suits are non-returnable. Take your time when measuring. Double check measurements.